



PINKROOM CUP 2015

NAIL COMPETITION



OPEN GROUP: FLOOR COMPETITION

1. GEL MANICURE (STUDENT/ PROFESSIONAL GROUP)

Theme: Free-style/ Competitor's choice. Model's nails must be able to communicate competitor's choice of theme.

<p>STUDENT GROUP (60 minutes)</p> 	<p>The model's Left Hand must be polished with Red Crème Gel Manicure application.</p> <p>Nailart shall be applied on the Ring finger of the Left Hand, with 90% coverage, with minimum FOUR colors on the nail with nailart.</p> <p>The model's Right Hand must be polished with French Gel Manicure application (Pink shades & white).</p> 
<p>PROFESSIONAL GROUP (60 minutes)</p> 	<p>The model's Left Hand must be polished with Red Crème Gel Manicure application.</p> <p>Nailart shall be applied on FIVE nails on the model's Left Hand, with 90% coverage, with minimum FOUR colors on the nail with nailart. Base color is not considered as one color.</p> <p>The model's Right Hand must be polished with French Gel Manicure application (Pink shades & white).</p> 

*Picture for illustration purposes only. Competitors need not copy the nailart.

1. Competitors will have to complete the Gel Manicure Application on TWO hands within the time allocated above.
2. There is no restriction on the colors used for the application.
3. The theme for the nailart is free-style. All the nailart must be of the same theme for each hand. The overall look should easily communicate the theme chosen.
4. The model's natural nails must NOT be ROUND shape before the competition commences. Product may NOT be applied until the competition has commenced.
5. The models must have natural nails only. No nail extension is permitted.
6. Proper table setup, sanitizing and gel manicure procedure must be adhered to.
7. Only water can be used for cleaning. Oil, soap and moisturizer cream are NOT permitted.
8. Gel competitors must bring their own UV/LED Gel lamp, extension cords, and adaptor if needed.

Nail Shape - The final shape of the nails is to be ROUND and look consistent and uniform. The top of the free-edge must not be uneven and the free-edge is straight from the nail plate.

Length - The final length of the nails is to have a minimum 3-5mm free-edge.

Product Application - Application at cuticle is clean. Product is evenly applied. No product on cuticle/skin or underside of the nail. No streaks, pits & bubbles.

Use of Colors - Colors used should be in line with the theme each competitor wants to portray.

Level of Difficulty - The nailart needs to display different nailart techniques that fit the theme of your choice.

Cuticle Area - No cuts or irritation around skin. No product ledge or missing product.

Finishing - There should not be any scratches in the paint or product application. The cuticle is clean and the entire nail is to have a final high gloss finish of Top Gel/ Sealer.

Underside - No visible dust, debris, water, glue, oil or polish. No excess product.

Judging Criteria: Nail Shape, Product Application, Overall Work, Cuticle Area, Smile Line, Finishing, High Shine Finish, Table Presentation, Creativity, Clarity of Design, Level of Difficulty, Overall Workmanship, Use of Color, Theme Relevance, Complexity



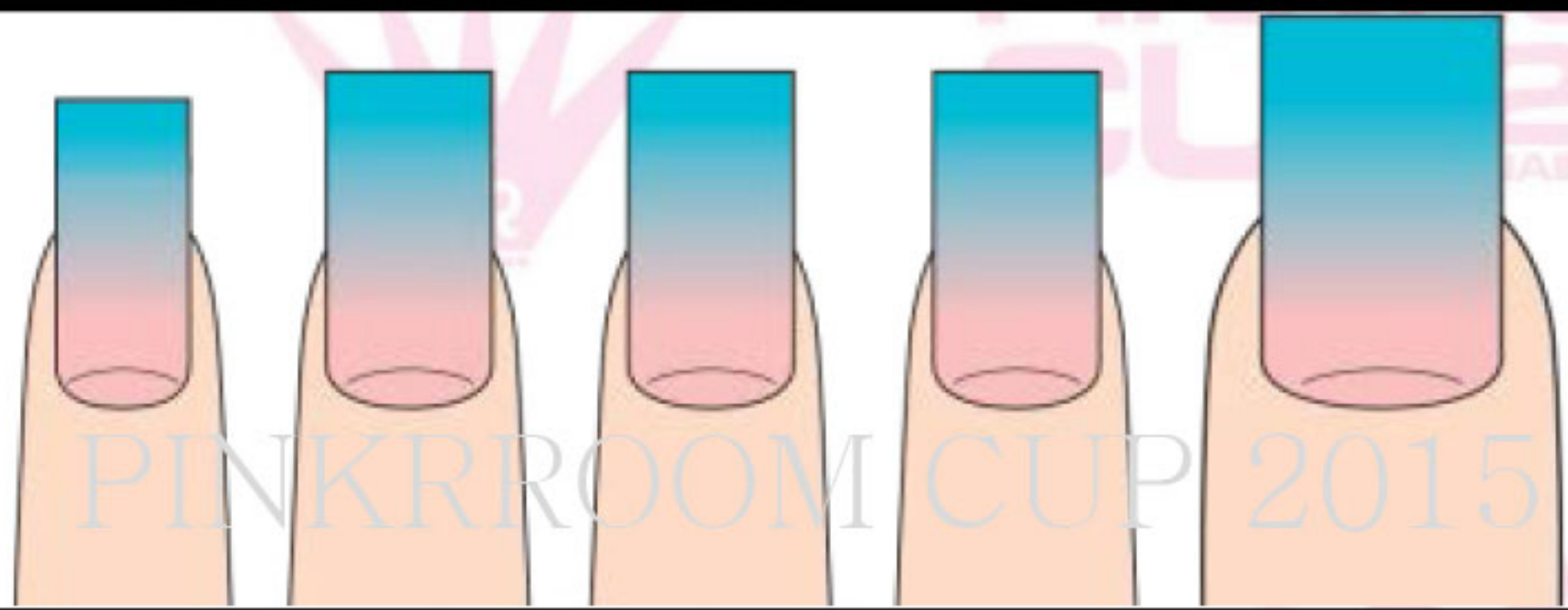
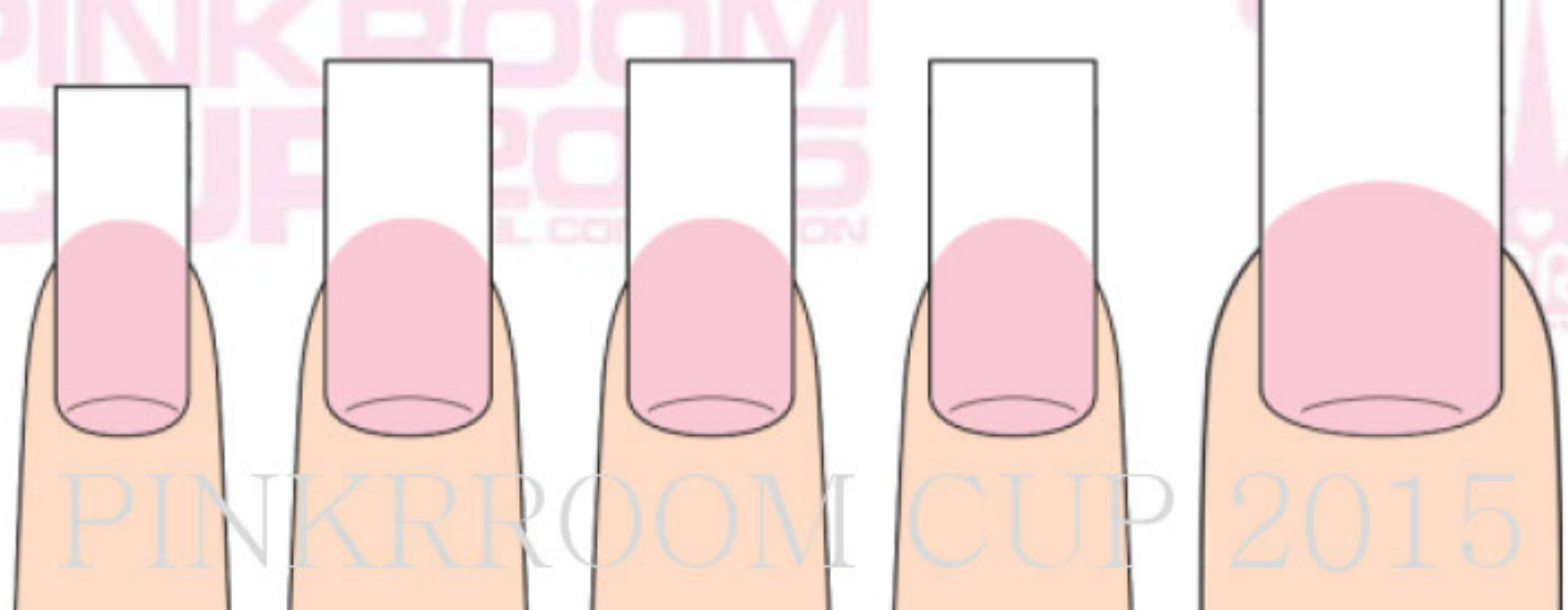
PINKROOM CUP 2015 NAIL COMPETITION



OPEN GROUP: FLOOR COMPETITION

2. ACRYLIC EXTENSIONS (STUDENT GROUP)

ACRYLIC FRENCH SCULPTURE EXTENSIONS (PROFESSIONAL GROUP)

STUDENT GROUP (90 minutes)	The model's ONE Hand must be completed with CLEAR Nail Tip Extensions, with glitter gradient at the free-edge.	
PROFESSIONAL GROUP (90 minutes)	The model's ONE Hand must be completed with FRENCH Pink & White Acrylic Sculpture Extensions. Nails have to be buffed to high shine	

1. Competitors will have to complete the French Pink & White Acrylic Sculpture Extension on ONE hand (five fingers) in 90 minutes.
2. In the event where competition work only to be executed on one hand, the other hand needs to be covered with red polish color (TWO layers) before the start of the competition.
3. The model's natural nails may be prepared for product application before the competition commences. Product may NOT be applied until the competition has commenced.
4. Nail Sculpture forms must be flat and uncut before the start of the competition.
5. Products must be in the original manufacturer's pots or bottles and must be clearly labelled.
6. Only water can be used for cleaning. Oil, soap and moisturizer cream are NOT permitted.
7. Drills are allowed, but competitor must supply their own drill and have ample electrical cords and adaptors.
8. Shape of the final nail extension is SQUARE shape.

C-Curve - The c-curves should have at the very minimum 40-50% of a circle. They must be symmetrical and measures evenly on each side. There should not be any dents or imperfections.

Free-Edge Thickness - The nails must be consistently thin throughout the entire nails free-edge and be uniformly thin on each nail. The free-edge should be no thicker than a credit card.

Sidewalls or Groove-Walls - The free-edge must extend straight out from the lateral folds. The nail should not flare out or taper in. The nail must be uniform on each side. There cannot be any notches or ridges on sidewalls.

Length - The nail is measured from the cuticle to centre of the smile-line to match the length of the top of the free-edge to the tips of the smile-line.

Nail Shape - The shape of the nail extensions is to be SQUARE and must look consistent and uniform. The top of the free-edge must not be uneven. The free-edge should not look as if the finger was crooked and that the nail is off in a tilted direction.

High Shine Finish - Acrylic Extensions should be buffed to high shine.

Cuticle Area - The cuticle and surrounding skin must not have any new and apparent cuts or irritation around the nail. There should not be any apparent ledge of product that can be felt or seen. The application of product must be apparent and cover the entire cuticle area without leaving a large margin at the cuticle line. If the product is overly filed and no longer apparent, it will not receive its point.

Underside - There should be no visible dust, debris, water, glue, oil or polish on the back of the nail. The product application must appear smooth behind the nail with no excess product.

Judging Criteria: Convex, Concave, C-Curve, Arch or Apex, Form Fit, Free-Edge Thickness, Sidewalls or Groove-Walls, Lateral Side Extension Length, Length, Nail shape, Surface smoothness, High Shine Finish, Product Control, Smile-Line, Cuticles, Underside



PINKROOM CUP 2015 NAIL COMPETITION



OPEN GROUP: FLOOR COMPETITION

3. GEL EXTENSIONS (STUDENT GROUP)

GEL FRENCH SCULPTURE EXTENSIONS (PROFESSIONAL GROUP)

STUDENT GROUP (90 minutes)	The model's ONE Hand must be completed with WHITE Nail Tip Extensions, with clear gel overlay. Nails have to be finished with top gel.	
PROFESSIONAL GROUP (90 minutes)	The model's ONE Hand must be completed with FRENCH Gel Sculpture Extensions. Nails have to be finished with top gel.	

1. Competitors will have to complete the Gel Extension on ONE hand (five fingers) in 90 minutes.
2. In the event where competition work only to be executed on one hand, the other hand needs to be covered with red polish color (TWO layers) before the start of the competition.
3. The model's natural nails may be prepared for product application before the competition commences. Product may NOT be applied until the competition has commenced.
4. Nail Sculpture forms must be flat and uncut before the start of the competition.
5. Products must be in the original manufacturer's pots or bottles and must be clearly labelled.
6. Only water can be used for cleaning. Oil, soap and moisturizer cream are NOT permitted.
7. Drills are allowed, but competitor must supply their own drill and have ample electrical cords and adaptors.
8. Shape of the final nail extension is SQUARE.

C-Curve - The c-curves should have at the very minimum 40-50% of a circle. They must be symmetrical and measures evenly on each side. There should not be any dents or imperfections.

Free-Edge Thickness - The nails must be consistently thin throughout the entire nails free-edge and be uniformly thin on each nail. The free-edge should be no thicker than a credit card.

Sidewalls or Groove-Walls - The free-edge must extend straight out from the lateral folds. The nail should not flare out or taper in. The nail must be uniform on each side. There cannot be any notches or ridges on sidewalls.

Length - The nail is measured from the cuticle to centre of the smile-line to match the length of the top of the free-edge to the tips of the smile-line.

Nail Shape - The shape of the nail extensions is to be SQUARE and must look consistent and uniform. The top of the free-edge must not be uneven. The free-edge should not look as if the finger was crooked and that the nail is off in a tilted direction.

High Shine finish - Gel Extensions should be finished with Top gel/Sealer.

Cuticle Area - The cuticle and surrounding skin must not have any new and apparent cuts or irritation around the nail. There should not be any apparent ledge of product that can be felt or seen. The application of product must be apparent and cover the entire cuticle area without leaving a large margin at the cuticle line. If the product is overly filed and no longer apparent, it will not receive its point.

Underside - There should be no visible dust, debris, water, glue, oil or polish on the back of the nail. The product application must appear smooth behind the nail with no excess product.

Judging Criteria: Convex, Concave, C-Curve, Arch or Apex, Form Fit, Free-Edge Thickness, Sidewalls or Groove-Walls, Lateral Side Extension Length, Length, Nail Shape, Surface smoothness, High Shine Finish, Product Control, Smile-Line, Cuticles, Underside



PINKROOM CUP 2015 NAIL COMPETITION



OPEN GROUP: FLOOR COMPETITION

4. MIXED MEDIA TOTAL LOOK (TEAM WORK)

Theme: Free-style/ Competitor's choice. Model's nails must be able to communicate competitor's choice of theme.

<p>STUDENT GROUP</p> <p>&</p> <p>PROFESSIONAL GROUP</p> <p>(45 minutes)</p>	<p>Before the competition:</p> <p>According to the theme chose, the team will need to prepare:</p> <ul style="list-style-type: none">• Hair & makeup• Costume/ attire• Empty nail tips for displaying the nailart on the model's nail• Pre-completed nailart elements (by materials normally used for nailart/ nail extensions etc) *Model's nails must be prepped before the competition. <p>At the competition:</p> <ol style="list-style-type: none">1. Attach empty nail tips onto model's bare nails2. Apply color/ acrylic color powder/ gel as base for nailart3. Attached pre-completed nail art elements onto nail tips with glue or acrylic powder etc. Apply top coat on overall nail tips.4. Nail model to pose with nailart and full hair & makeup and attire in the best light to show the theme of the team.
--	---

1. The Mixed Media competition should be prepared by the competitor prior to the competition and to be assembled in 45 minutes for judging.
2. Each team should consist of 2-3 competitors & 1 model.
3. There must be a Team name and a reason for teaming (e.g. Sisters, BFF, classmates, salon etc).
4. The theme for the nailart is free-style. All the nailart must be of the same theme for each hand. The theme of the nail must be written on the model's sticker. The overall look should easily communicate the theme chosen.
5. The model's natural nails may be prepared for product application before the competition commences. The model's nails must be bare before the start of the competition.
6. Only the model and competitors are allowed on the competition floor for judging.
7. Every competitor must be ready to verbally explain how something was created, if asked by the judges.
8. Keep in mind the costume, hair and makeup is a large part of this competition. The judging is based on the overall look.
9. The dressing needs to match the theme of the nails.
10. Competitors must NOT use any copyright art, design or logos (e.g. Sanrio, Disney...).

Costume - Overall model's image is assessed. Hair & makeup are also taken into consideration.

Creativity - A creative use of design and art materials according to the theme chosen.

Theme Relevance - The theme is free-style. The overall look should match the theme chosen.

Level of Difficulty - Complexity of the design and art elements.

Finish - Completeness of work. Clarity and quality of the design.

Originality - Creative and unusual presentation of theme.

Judging Criteria: Costume, Overall Look, Composition, Creativity, Theme Relevance, Use of Color, Overall Workmanship, Clarity of Design, Finish, Originality, General impression, Nailart Complexity, Drawing Techniques, Continuity of Theme



PINKROOM CUP 2015 NAIL COMPETITION



OPEN GROUP: SUBMISSION

5. MIXED MEDIA ART (NAIL TIPS)

Theme: Free-style/ Competitor's choice. Model's nails must be able to communicate competitor's choice of theme.

OPEN GROUP	Contestant must submit TEN nail tips.
-------------------	---------------------------------------

1. The nailart must be submitted on site by 9am at the Registration counter. All entries are to be 100% complete before submission.
2. The nailart design is made on tips reflecting real hand nail sizes. Tips should be of different sizes corresponding to the size of the nails on both right and left hands.
3. The theme for the nailart is free-style. All the nailart must be of the same theme for each set. The overall look should easily communicate the theme chosen.
4. The length of the tip must be no longer than 5cm in length, and 2cm in width.
5. Only standard nailart material can be used. There is no restriction on the theme, colors used or techniques used. All embellishments have to be handmade.
6. At least 3 different kinds of nailart techniques must be used.
7. 3D and embossed nailart must not extend further than 0.6cm from the original nail surface in any direction.
8. The Nailart Submission form can be collected at PinkRoom@IP upon competition registration & payment. For Online Registration, the form will be provided via email.
9. Nail tips be mounted securely on to a mounting board of maximum 20cm x 15cm with a frame. The frame must have a clear top.
10. Mounting board must be in one color, flat with no textured surfaces and no less than 0.25mm thick.
11. Competitor's name, Techniques & material used and Description of the nailart work must be written on the Submission Form and attached to the frame for submission.
12. Nailart work for the Nail Tips Submission categories can be collected at PinkRoom@IP after 3 months from the competition.
13. Nailart will be displayed in our Gallery on the day of the event. The Gallery will be opened to all our international guests, reporters (local & international), students, friends & family.
14. Competitors must NOT use any copyright art, design or logos (e.g. Sanrio, Disney...)

Level of Difficulty - Complexity of the design and art elements is assessed.

Overall Workmanship - Different types of nailart techniques should be used to compliment the overall look.

Use of NailArt Media - At least 3 different kinds of nail art techniques must be used.

Theme Relevance - The theme is free-style. The overall look should match the theme chosen.

Judging Criteria: Creativity, Clarity of Design, Level of Difficulty, Overall Workmanship, Use of Color, Theme Relevance, Balance, Composition, Originality, General Impression, Nailart Complexity, Drawing Techniques



PINKROOM CUP 2015 NAIL COMPETITION



OPEN GROUP: SUBMISSION

6. FLAT GEL ART (NAIL TIPS)

Theme: Free-style/ Competitor's choice. Model's nails must be able to communicate competitor's choice of theme.

OPEN GROUP	Contestant must submit TEN nail tips.
-------------------	---------------------------------------

1. The nailart must be submitted on site by 9am at the Registration counter. All entries are to be 100% complete before submission.
2. The nailart design is made on tips reflecting real hand nail sizes. Tips should be of different sizes corresponding to the size of the nails on both right and left hands.
3. The theme for the nailart is free-style. All the nailart must be of the same theme for each set. The overall look should easily communicate the theme chosen.
4. The length of the tip must be no longer than 5cm in length, and 2cm in width.
5. Only gel polish and pot gel colors can be used. There is no restriction on the theme, colors used or techniques used.
6. The final nailart must be flat.
7. The Nailart Submission form can be collected at PinkRoom@IP upon competition registration & payment. For Online Registration, the form will be provided via email.
8. Nail tips be mounted securely on to a mounting board of maximum 20cm x 15cm with a frame. The frame must have a clear top.
9. Mounting board must be in one color, flat with no textured surfaces and no less than 0.25mm thick.
10. Competitor's name, Techniques & material used and Description of the nailart work must be written on the Submission Form and attached to the frame for submission.
11. Nailart work for the Nail Tips Submission categories can be collected at PinkRoom@IP after 3 months from the competition.
12. Nailart will be displayed in our Gallery on the day of the event. The Gallery will be opened to all our international guests, reporters (local & international), students, friends & family.
13. Competitors must NOT use any copyright art, design or logos (e.g. Sanrio, Disney...)

Level of Difficulty - Complexity of the design and art elements is assessed.

Overall Workmanship - Only gel nailart techniques should be used to compliment the overall look.

Theme Relevance - The theme is free-style. The overall look should match the theme chosen.

Judging Criteria: Creativity, Clarity of Design, Level of Difficulty, Overall Workmanship, Use of Color, Theme Relevance, Balance, Composition, Originality, General Impression, Nailart Complexity, Drawing Techniques



PINKROOM CUP 2015 NAIL COMPETITION



OPEN GROUP: SUBMISSION

7. STONE DECO ART (NAIL TIPS)

Theme: Free-style/ Competitor's choice. Model's nails must be able to communicate competitor's choice of theme.

OPEN GROUP	Contestant must submit TEN nail tip.
-------------------	--------------------------------------

1. The nailart must be submitted on site by 9am at the Registration counter. All entries are to be 100% complete before submission.
2. The nailart design is made on tips reflecting real hand nail sizes. Tips should be of different sizes corresponding to the size of the nails on both right and left hands.
3. The theme for the nailart is free-style. All the nailart must be of the same theme for each set. The overall look should easily communicate the theme chosen.
4. The length of the tip must be no longer than 5cm in length, and 2cm in width.
5. Bulk of the design should be completed using rhinestones, metal decors, metal studs, glitter flakes, and any nail art deco accessories that are commonly used for nail art. There is no restriction on the theme, material, colors or techniques used.
6. The deco must not extend further than 0.6cm from the original nail surface in any direction.
7. The Nailart Submission form can be collected at PinkRoom@IP upon competition registration & payment. For Online Registration, the form will be provided via email.
8. Nail tips be mounted securely on to a mounting board of maximum 20cm x 15cm with a frame. The frame must have a clear top.
9. Mounting board must be in one color, flat with no textured surfaces and no less than 0.25mm thick.
10. Competitor's name, Techniques & material used and Description of the nailart work must be written on the Submission Form and attached to the frame for submission.
11. Nailart work for the Nail Tips Submission categories can be collected at PinkRoom@IP after 3 months from the competition.
12. Nailart will be displayed in our Gallery on the day of the event. The Gallery will be opened to all our international guests, reporters (local & international), students, friends & family.
13. Competitors must NOT use any copyright art, design or logos (e.g. Sanrio, Disney...)

Level of Difficulty - Complexity of the design and art elements is assessed.

Overall Workmanship - Different types of stone/deco should be used to compliment the overall look.

Theme Relevance - The theme is free-style. The overall look should match the theme chosen.

Judging Criteria: Creativity, Clarity of Design, Level of Difficulty, Overall Workmanship, Use of Color, Use of Rhinestones, Theme Relevance, Balance, Composition, Originality, General Impression



PINKROOM CUP 2015

NAIL COMPETITION



ONLINE SUBMISSION: SG50 THEME LIST


For the following categories, please choose a theme from the following list:

1. SG50: Flavors of Singapore

Singapore has a rich heritage built upon its multicultural treasure trove. In addition to its renowned food escapade, Singaporeans are also bounded by its unique language: 'Singlish'.



Traditional Chinese Wedding



Church Wedding



Four Races of Singapore



Traditional Malay Costumes



Indian Wedding



Traditional Peranakan Costumes

2. SG50: Local Festival Celebrations

Singapore is a kaleidoscope of a diverse mix of culture and ethnic groups. How would you celebrate yours?



Deepavali




Mid-Autumn Festival



Hari Raya Puasa



Christmas



Deepavali



Mid-Autumn Festival



Hari Raya Puasa



Thaipusam



PINKROOM CUP 2015

NAIL COMPETITION



ONLINE SUBMISSION: SG50 THEME LIST

For the following categories, please choose a theme from the following list:

3. SG50: Growing up memories

Children growing up in Singapore have inevitably been bombarded with visits to the Haw Par Villa, Singapore Zoo, Jurong Bird Park, East Coast Park, and even, the playground downstairs. How did yours look like?



Childhood Games



Five Stones



Hopscotch



Childhood Snacks



Iced Gem Biscuits

4. SG50: The Singapore Zoo

With its opening in 1973, the Singapore Zoo is now home to 2800 animals over 300 species. Seek and experience natural wonders amongst the bustle of the city.



Orang Utan



White Tiger



Flamingoes



Parrots



Giant Panda Forest Attraction



Elephant Ride



PINKROOM CUP 2015

NAIL COMPETITION



ONLINE SUBMISSION: SG50 THEME LIST

For the following categories, please choose a theme from the following list:

5. SG50: The Singapore Landscape

Did you know that Singapore was once known as a Sea Town? From a British colony to an independent country and a regional hub, Singapore has transformed tremendously over the past 50 years.



Esplanade Theatre



Cable Car



Merlion



MRT Trains

6. SG50: Tasty Singapore

Singaporeans are food enthusiasts. From Milo Dinosaur; Michael Jackson; to Singaporean's favourite Chilli crab. You name it, we have it.



Michael Jackson



Milo Dinosaur



Chilli Crab



Starfruit



Durian



Mango



PINKROOM CUP 2015 NAIL COMPETITION




ONLINE SUBMISSION: SG50 THEME LIST

For the following categories, please choose a theme from the following list:

7. SG50: Your
Singapore

Singapore is more than just a little red dot. What is your Singapore story?



Multiracial Society



Singapore - A Garden City



Old Traditional Building



National Flower - Orchid
(Vanda Miss Joaquim)




PINKROOM CUP 2015

NAIL COMPETITION



OPEN GROUP: SUBMISSION (ONLINE) 8. COVER PAGE PHOTO COMPETITION

Theme: SG50 (Interpretation of the theme is up to each competitor's creativity.)

<p>OPEN GROUP</p>	<p>Competitors must submit a high-res photo that is suitable to be used for Magazine Cover photo</p> <p>Nails should not go higher than 70-80% of the whole picture. Competitors <u>do not</u> need to add in the magazine header logo.</p> <p>Refer to the illustration for sample of how the photo should look.</p> <p>Nails should be photographed in the position that best portrays the nailart work for judging & voting by the public.</p> <p>The model's hand must be:</p> <ol style="list-style-type: none"> 1. Holding an object symbolising Singapore 2. Resting on an object symbolising Singapore 3. Taken with a landscape of Singapore at the background 	 <p>Leave about 20-30% space above the hand for placement of magazine header logo.</p>
--------------------------	--	--

*Picture for illustration purposes only. Competitors need not copy the nailart.

1. Each photograph needs to feature the nailart with a Magazine Cover photo Layout.
2. Leave at least 20-30% background space on the top of the poster for the header logo. The header logo will be added by the organiser after submission.
3. The theme for the nailart is "SG50". All the nailart must be of the same theme for each set. The overall look should easily communicate the theme chosen. Refer to www.the-pinkroom.com/prcup/sg50 to find out about SG50.
4. Each photograph must include one or two human hands with all nails ready for judging.
5. Competitors may include background images, editing, effects etc. There is no limitation to your creativity.
6. Nails should be shown clearly in the picture. Picture of the nails that are blurry, blocked by watermark/ effects etc will affect the judges' score.
7. All nailart must be handmade. Embossed nailart must not extend further than 0.6cm from the original nail surface in any direction.
8. At least 3 different kinds of nailart techniques must be used.
9. Nailart can be done on natural nails, or nail extensions. There is no restriction on the model's nails and hand.
10. Photos submitted should not have any watermark to ensure fair judging.
11. Selected photos will be printed for display in our Photo Gallery on the day of the event. The Gallery will be opened to all our international guests, reporters (local & international), students, friends & family.
12. Submission deadline can be found on www.the-pinkroom.com/prcup.
13. Digital photo must be submitted in PNG, JPEG or PDF format, at least A4, 300dpi, portrait layout. Physical printout will not be accepted as this is an Online Photo Competition.
14. Quality of the photo has to be suitable for printing of up to A4 size.
15. Submission method: (1) Email to pr.photosubmit@gmail.com. (2) Drop off CD or thumbdrive at PinkRoom@IP (International Plaza #06-18). The CD or thumbdrive will not be returned to the competitor.
16. All Submissions to include: Competitor's name, Techniques & material used, Description of the nailart work, Photo Competition name and Receipt/Registration number.
17. There is no limitation to the number of submission per competitor. Each submission is chargeable.
18. Same photo cannot be submitted more than once; for this category or any other categories in the PinkRoom Cup 2015.
19. The Pink Room International Nail Academy reserves the rights to reuse the photo for future marketing purposes, with credits given to the competitor.
20. Competitors must NOT use any copyright art, design or logos (e.g. Sanrio, Disney...)

Level of Difficulty - Complexity of the design and art elements is assessed.

Overall Workmanship - Different types of nailart techniques should be used to compliment the overall look.

Use of NailArt Media - At least 3 different kinds of nail art techniques must be used.

Theme Relevance - The theme is free-style. The overall look should match the theme: SG50.

Judging Criteria: Creativity, Clarity of design, Level of Difficulty, Overall Workmanship, Use of Color, Theme Relevance, Balance, Composition, Originality, General Impression, Nailart Complexity, Drawing Techniques




PINKROOM CUP 2015 NAIL COMPETITION



OPEN GROUP: SUBMISSION (ONLINE)

9. STONE DECO ART PHOTO COMPETITION

Theme: SG50 (Interpretation of the theme is up to each competitor's creativity.)

OPEN GROUP	<p>Competitors must submit a high-res photo for online judging & voting by the public.</p> <p>Nails should be photographed in the position that best portrays the nailart work for judging & voting.</p> <p>The model's hand must be:</p> <ol style="list-style-type: none">1. Holding an object symbolising Singapore2. Resting on an object symbolising Singapore3. Taken with a landscape of Singapore at the background 
-------------------	--

*Picture for illustration purposes only. Competitors need not copy the nailart.

1. The theme for the nailart is "SG50". All the nailart must be of the same theme for each set. The overall look should easily communicate the theme chosen. Refer to www.the-pinkroom.com/prcup/sg50 to find out about SG50.
2. Each photograph must include one or two human hands with all nails ready for judging.
3. Competitors may include background images, editing, effects etc. There is no limitation to your creativity.
4. Nails should be shown clearly in the picture. Picture of the nails that are blurry, blocked by watermark/ effects etc will affect the judges' score.
5. Bulk of the design should be completed using rhinestones, metal decos, metal studs, glitter flakes, and any nailart deco accessories that are commonly used for nailart. There is no restriction on the material, colors or techniques used.
6. The deco must not extend further than 0.6cm from the original nail surface in any direction.
7. Nailart can be done on natural nails, or nail extensions. There is no restriction on the model's nails and hand.
8. Photos submitted should not have any watermark to ensure fair judging.
9. Competitors may submit one more of the same photo with the nailist/salon's watermark. This will serve as free publicity for the competitor as the photo will be open to all our fans on our Facebook page.
10. Selected photos will be printed for display in our Photo Gallery on the day of the event. The Gallery will be opened to all our international guests, reporters (local & international), students, friends & family.
11. Submission deadline can be found on www.the-pinkroom.com/prcup.
13. Digital photo must be submitted in PNG, JPEG or PDF format, at least A4, 300dpi, portrait layout. Physical printout will not be accepted as this is an Online Photo Competition.
14. Quality of the photo has to be suitable for printing of up to A4 size.
15. Submission method: (1) Email to pr.photosubmit@gmail.com. (2) Drop off CD or thumbdrive at PinkRoom@IP (International Plaza #06-18). The CD or thumbdrive will not be returned to the competitor.
16. All Submissions to include: Competitor's name, Techniques & material used, Description of the nailart work, Photo Competition name and Receipt/Registration number.
17. There is no limitation to the number of submission per competitor. Each submission is chargeable.
18. Same photo cannot be submitted more than once; for this category or any other categories in the PinkRoom Cup 2015.
19. The Pink Room International Nail Academy reserves the rights to reuse the photo for future marketing purposes, with credits given to the competitor.
20. Competitors must NOT use any copyright art, design or logos (e.g. Sanrio, Disney...)

Level of Difficulty - Complexity of the design and art elements is assessed.

Overall Workmanship - Different types of stone/deco should be used to compliment the overall look.

Theme Relevance - The theme is free-style. The overall look should match the theme: SG50.

Judging Criteria: Creativity, Clarity of Design, Level of Difficulty, Overall Workmanship, Use of Color, Theme Relevance, Balance, Composition, Originality, General Impression, Nailart Complexity




PINKROOM CUP 2015 NAIL COMPETITION



OPEN GROUP: SUBMISSION (ONLINE)

10. EMBOSSED ART PHOTO COMPETITION

Theme: SG50 (Interpretation of the theme is up to each competitor's creativity.)

OPEN GROUP	<p>Competitor must submit a high-res photo for online judging & voting by the public.</p> <p>Nails should be photographed in the position that best portrays the nailart work for judging & voting.</p> <p>The model's hand must be:</p> <ol style="list-style-type: none">1. Holding an object symbolising Singapore2. Resting on an object symbolising Singapore3. Taken with a landscape of Singapore at the background 
-------------------	---

*Picture for illustration purposes only. Competitors need not copy the nailart.

1. The theme for the nailart is "SG50". All the nailart must be of the same theme for each set. The overall look should easily communicate the theme chosen. Refer to www.the-pinkroom.com/prcup/sg50 to find out about SG50.
2. Each photograph must include one or two human hands with all nails ready for judging.
3. Competitors may include background images, editing, effects etc. There is no limitation to your creativity.
4. Nails should be shown clearly in the picture. Picture of the nails that are blurry, blocked by watermark/ effects etc will affect the judges' score.
5. All nailart must be handmade using Acrylic system or Embossed Gel System. Embossed nailart must not extend further than 0.6cm from the original nail surface in any direction.
6. Nailart can be done on natural nails, or nail extensions. There is no restriction on the model's nails and hand.
7. Photos submitted should not have any watermark to ensure fair judging.
8. Competitors may submit one more of the same photo with the nailist/salon's watermark. This will serve as free publicity for the competitor as the photo will be open to all our fans on our Facebook page.
9. Selected photos will be printed for display in our Photo Gallery on the day of the event. The Gallery will be opened to all our international guests, reporters (local & international), students, friends & family.
10. Submission deadline can be found on www.the-pinkroom.com/prcup.
11. Digital photo must be submitted in PNG, JPEG or PDF format, at least A4, 300dpi, portrait layout. Physical printout will not be accepted as this is an Online Photo Competition.
12. Quality of the photo has to be suitable for printing of up to A4 size.
13. Submission method: (1) Email to pr.photosubmit@gmail.com. (2) Drop off CD or thumbdrive at PinkRoom@IP (International Plaza #06-18). The CD or thumbdrive will not be returned to the competitor.
14. All Submissions to include: Competitor's name, Techniques & material used, Description of the nailart work, Photo Competition name and Receipt/Registration number.
15. There is no limitation to the number of submission per competitor. Each submission is chargeable.
16. Same photo cannot be submitted more than once; for this category or any other categories in the PinkRoom Cup 2015.
17. The Pink Room International Nail Academy reserves the rights to reuse the photo for future marketing purposes, with credits given to the competitor.
18. Competitors must NOT use any copyright art, design or logos (e.g. Sanrio, Disney...)

Level of Difficulty - Complexity of the design and art elements is assessed.

Overall Workmanship - Only emboss nailart techniques should be used to compliment the overall look.

Theme Relevance - The theme is free-style. The overall look should match the theme: SG50.

Judging Criteria: Creativity, Clarity of Design, Level of Difficulty, Overall Workmanship, Use of Color, Theme Relevance, Balance, Composition, Originality, General Impression, Nailart Complexity




PINKROOM CUP 2015 NAIL COMPETITION



OPEN GROUP: SUBMISSION (ONLINE)

11. FLAT ART PHOTO COMPETITION

Theme: SG50 (Interpretation of the theme is up to each competitor's creativity.)

OPEN GROUP	<p>Competitor must submit a high-res photo for online judging & voting by the public.</p> <p>Nails should be photographed in the position that best portrays the nailart work for judging & voting.</p> <p>The model's hand must be:</p> <ol style="list-style-type: none">1. Holding an object symbolising Singapore2. Resting on an object symbolising Singapore3. Taken with a landscape of Singapore at the background 
-------------------	---

*Picture for illustration purposes only. Competitors need not copy the nailart.

1. The theme for the nailart is "SG50". All the nailart must be of the same theme for each set. The overall look should easily communicate the theme chosen. Refer to www.the-pinkroom.com/prcup/sg50 to find out about SG50.
2. Each photograph must include one or two human hands with all nails ready for judging.
3. Competitors may include background images, editing, effects etc. There is no limitation to your creativity.
4. Nails should be shown clearly in the picture. Picture of the nails that are blurry, blocked by watermark/ effects etc will affect the judges' score.
5. The final nailart should be flat. Competitor may use gel or acrylic paint.
6. Nailart can be done on natural nails, or nail extensions. There is no restriction on the model's nails and hand.
7. Photos submitted should not have any watermark to ensure fair judging.
8. Competitors may submit one more of the same photo with the nailist/salon's watermark. This will serve as free publicity for the competitor as the photo will be open to all our fans on our Facebook page.
9. Selected photos will be printed for display in our Photo Gallery on the day of the event. The Gallery will be opened to all our international guests, reporters (local & international), students, friends & family.
10. Submission deadline can be found on www.the-pinkroom.com/prcup.
11. Digital photo must be submitted in PNG, JPEG or PDF format, at least A4, 300dpi, portrait layout. Physical printout will not be accepted as this is an Online Photo Competition.
12. Quality of the photo has to be suitable for printing of up to A4 size.
13. Submission method: (1) Email to pr.photosubmit@gmail.com. (2) Drop off CD or thumbdrive at PinkRoom@IP (International Plaza #06-18). The CD or thumbdrive will not be returned to the competitor.
14. All Submissions to include: Competitor's name, Techniques & material used, Description of the nailart work, Photo Competition name and Receipt/Registration number.
15. There is no limitation to the number of submission per competitor. Each submission is chargeable.
16. Same photo cannot be submitted more than once; for this category or any other categories in the PinkRoom Cup 2015.
17. The Pink Room International Nail Academy reserves the rights to reuse the photo for future marketing purposes, with credits given to the competitor.
18. Competitors must NOT use any copyright art, design or logos (e.g. Sanrio, Disney...)

Level of Difficulty - Complexity of the design and art elements is assessed.

Overall Workmanship - Gel and/or Acrylic paint should be used to compliment the overall look.

Theme Relevance - The theme is free-style. The overall look should match the theme: SG50.

Judging Criteria: Creativity, Clarity of Design, Level of Difficulty, Overall Workmanship, Use of Color, Theme Relevance, Balance, Composition, Originality, General Impression, Nailart Complexity, Drawing Techniques